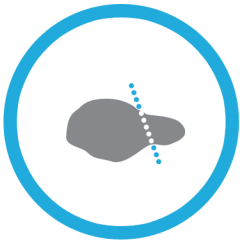


THE ABCDEs OF MELANOMA DETECTION

WHAT TO DO

FAMILIARIZE YOURSELF WITH THIS LIST BEFORE YOUR MOLE CHECK.
CONSULT YOUR DOCTOR IMMEDIATELY IF ANY MOLES OR PIGMENTED SPOTS EXHIBIT ANY OF THE FOLLOWING.




A Asymmetry - one half is unlike the other half



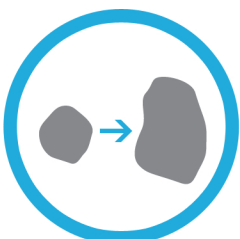
B Border - an irregular, scalloped or poorly defined border



C Colour - is varied from one area to another; has shades of tan, brown or black; or is sometimes white, red or blue



D Diameter - melanomas are usually greater than 6mm when diagnosed, but they can be smaller



E Evolution - a mole or lesion that looks different from the rest or is changing in size, shape or colour